



MAKES IT HAPPEN

Complete range

▶ Box trailers



Plywood box trailer, sandwich box trailer, cool trailer, all-poly trailer, freezer box trailer, sales box trailer, lift platform trailer and site trailer



Series 5000

humbaur.com



**Trailers THAT TICK ALL THE RIGHT BOXES –
WHATEVER YOU WANT TO CARRY**



Humbaur box trailers

Plywood trailers

Humbaur box trailers model overview	4
Plywood – material specifications and benefits.....	8
Single-axle plywood box trailer	10
Single-axle plywood box trailer with wood/aluminium cover	12
Plywood tandem box trailer	14

Sandwich box trailers

Sandwich box – material specifications and benefits	16
Single-axle sandwich box flatbed trailer	18
Tandem sandwich box flatbed trailer	20
Tandem sandwich box wheels-in trailer.....	22

Cool trailers/freezer box trailer

Single-axle cool trailer Basic & Profi.....	24
Tandem box cool trailer Basic & Profi.....	26
Freezer box trailer	28

Special box trailers

Site trailer.....	30
Lift platform trailer.....	32
Lowerable box trailer	34
REXUS all-poly trailer	36
Sales box trailer	38
Special vehicles.....	40

Accessories

Standard accessories.....	42
About Humbaur	46

Overview of technical data

MODEL	Permissible gross weight in kg	Load capacity in kg	Load height in mm	Internal dimensions (LxWxH) in mm
-------	--------------------------------	---------------------	-------------------	-----------------------------------

PLYWOOD

Single-axle box trailer



HK 752513-15P	750	365	530	2510 x 1320 x 1520
HK 132513-15P	1300	890	535	2510 x 1320 x 1520
HK 152513-15P	1500	1085	565	2510 x 1320 x 1520
HK 133015-18P	1300	800	585	3040 x 1510 x 1800
HK 133015-18P	1500	1085	585	3040 x 1510 x 1800

Single-axle box trailer with cover



HKU 132513-17P	1300	835	530	2510 x 1320 x 1730
----------------	------	-----	-----	--------------------

Tandem box trailer



HK 203015-18P	2000	1385	565	3040 x 1510 x 1800
HK 253015-18P	2500	1885	565	3040 x 1510 x 1800
HK 203015-20P	2000	1360	550	3040 x 1510 x 2000
HK 253015-20P	2500	1860	550	3040 x 1510 x 2000

SANDWICH

Single-axle flatbed trailer



HK 752112-16PF30	750	415	515	2050 x 1130 x 1485
HK 102112-16PF30	1000	530	540	2050 x 1130 x 1485
HK 752614-18PF30	750	320	520	2515 x 1330 x 1685
HK 132614-18PF30	1300	840	535	2515 x 1330 x 1685
HK 152614-18PF30	1500	1040	565	2515 x 1330 x 1685
HK 132716-20PF30	1300	660	550	2685 x 1530 x 1885
HK 152716-20PF30	1500	830	600	2685 x 1530 x 1885

MODEL	Permissible gross weight in kg	Load capacity in kg	Load height in mm	Internal dimensions (LxWxH) in mm
-------	--------------------------------	---------------------	-------------------	-----------------------------------

SANDWICH

Tandem box flatbed trailer



HK 202716-20PF30	2000	1190	600	2685 x 1530 x 1885
HK 252716-20PF30	2500	1690	600	2685 x 1530 x 1885
HK 203218-20PF30	2000	1175	600	3185 x 1730 x 1885
HK 253218-20PF30	2500	1675	600	3185 x 1730 x 1885
HK 303218-20PF30	3000	2175	600	3185 x 1730 x 1885
HK 203718-20PF30	2000	1155	600	3685 x 1730 x 1885
HK 253718-20PF30	2500	1655	600	3685 x 1730 x 1885
HK 303718-20PF30	3000	2155	600	3685 x 1730 x 1885
HK 254218-20PF30	2500	1540	600	4185 x 1730 x 1885
HK 304218-20PF30	3000	2040	600	4185 x 1730 x 1885
HK 354218-20PF30	3500	2493	635	4185 x 1730 x 1885

Tandem box wheels-in trailer



HK 203218-20PF30	2000	1180	785	3185 x 1730 x 1885
HKN 203218-20PF30	2000	1180	620	3185 x 1730 x 1885
HK 253218-20PF30	2500	1680	785	3185 x 1730 x 1885
HKN 253218-20PF30	2500	1680	620	3185 x 1730 x 1885
HK 303218-20PF30	3000	2180	785	3185 x 1730 x 1885
HKN 303218-20PF30	3000	2190	620	3185 x 1730 x 1885
HK 353218-20PF30	3500	2605	770	3185 x 1730 x 1885
HKN 353218-20PF30	3500	2615	650	3185 x 1730 x 1885
HK 203221-20PF30	2000	1120	785	3185 x 2030 x 1885

Overview of technical data

MODEL	Permissible gross weight in kg	Load capacity in kg	Load height in mm	Internal dimensions (LxWxH) in mm
SANDWICH				



Tandem box wheels-in trailer

HKN 203221-20PF30	2000	1130	620	3185 x 2030 x 1885
HK 253221-20PF30	2500	1620	785	3185 x 2030 x 1885
HKN 253221-20PF30	2500	1630	620	3185 x 2030 x 1885
HK 303221-20PF30	3000	2120	785	3185 x 2030 x 1885
HKN 303221-20PF30	3000	2130	620	3185 x 2030 x 1885
HK 353221-20PF30	3500	2550	770	3185 x 2030 x 1885
HKN 353221-20PF30	3500	2560	650	3185 x 2030 x 1885
HK 254218-20PF30	2500	1585	785	4185 x 1730 x 1885
HKN 254218-20PF30	2500	1595	620	4185 x 1730 x 1885
HK 304218-20PF30	3000	2085	785	4185 x 1730 x 1885
HKN 304218-20PF30	3000	2095	620	4185 x 1730 x 1885
HK 354218-20PF30	3500	2495	770	4185 x 1730 x 1885
HKN 354218-20PF30	3500	2510	650	4185 x 1730 x 1885
HK 254221-20PF30	2500	1465	785	4185 x 2030 x 1885
HKN 254221-20PF30	2500	1475	620	4185 x 2030 x 1885
HK 304221-20PF30	3000	1965	785	4185 x 2030 x 1885
HKN 304221-20PF30	3000	1975	620	4185 x 2030 x 1885
HK 354221-20PF30	3500	2380	770	4185 x 2030 x 1885
HKN 354221-20PF30	3500	2390	650	4185 x 2030 x 1885
HK 255221-20PF30	2500	1365	785	5185 x 2030 x 1885
HKN 255221-20PF30	2500	1375	620	5185 x 2030 x 1885
HK 305221-20PF30	3000	1865	785	5185 x 2030 x 1885


MODEL	Permissible gross weight in kg	Load capacity in kg	Load height in mm	Internal dimensions (LxWxH) in mm
SANDWICH				




Tandem box wheels-in trailer


HKN 305221-20PF30	3000	1875	620	5185 x 2030 x 1885
HK 355221-20PF30	3500	2180	770	5185 x 2030 x 1885
HKN 355221-20PF30	3500	2190	650	5185 x 2030 x 1885
HK 255225-20PF30	2500	1125	785	5185 x 2430 x 1885
HKN 255225-20PF30	2500	1135	620	5185 x 2430 x 1885
HK 305225-20PF30	3000	1625	785	5185 x 2430 x 1885
HKN 305225-20PF30	3000	1635	620	5185 x 2430 x 1885
HK 355225-20PF30	3500	2050	770	5185 x 2430 x 1885
HKN 355225-20PF30	3500	2060	650	5185 x 2430 x 1885
HK 256221-20PF30	2500	1100	785	6185 x 2030 x 1885
HKN 256221-20PF30	2500	1110	620	6185 x 2030 x 1885
HK 306221-20PF30	3000	1600	785	6185 x 2030 x 1885
HKN 306221-20PF30	3000	1610	620	6185 x 2030 x 1885
HK 356221-20PF30	3500	2010	770	6185 x 2030 x 1885
HKN 356221-20PF30	3500	2020	650	6185 x 2030 x 1885
HK 256225-20PF30	2500	945	785	6185 x 2430 x 1885
HKN 256225-20PF30	2500	955	620	6185 x 2430 x 1885
HK 306225-20PF30	3000	1445	785	6185 x 2430 x 1885
HKN 306225-20PF30	3000	1455	620	6185 x 2430 x 1885
HK 356225-20PF30	3500	1870	770	6185 x 2430 x 1885
HKN 356225-20PF30	3500	1880	650	6185 x 2430 x 1885


Overview of technical data


MODEL	Permissible gross weight in kg	Load capacity in kg	Load height in mm	Internal dimensions (LxWxH) in mm
COOL TRAILER				
BASIC single-axle trailer				
 HK 132614-18PF30	1300	765	535	2515 x 1330 x 1685
HK 152614-18PF30	1500	965	565	2515 x 1330 x 1685
PROFI single-axle trailer				
HGK 132716-21PF60	1300	510	590	2630 x 1470 x 1970

BASIC tandem box trailer				
 HK 253218-20PF30	2500	1600	600	3185 x 1730 x 1885
PROFI tandem box trailer				
HGK 253218-21PF60	2500	1463	590	3130 x 1670 x 1965
HGK 303218-21PF60	3000	1963	600	3130 x 1670 x 1965
HGK 253718-21PF60	2500	1385	590	3630 x 1670 x 1965
HGK 303718-21PF60	3000	1885	600	3630 x 1670 x 1965
HGK 254218-21PF60	2500	1305	590	4130 x 1670 x 1965
HGK 304218-21PF60	3000	1805	600	4130 x 1670 x 1965
HGK 354218-21PF60	3500	2262	630	4130 x 1670 x 1965


FREEZER				
 TK 253218-24PF80	2500	1389	610	3080 x 1630 x 2225
TK 253718-24PF80	2500	1288	610	3580 x 1630 x 2225
TK 254218-24PF80	2500	1185	610	4080 x 1630 x 2225
TK 304218-24PF80	3000	1685	610	4080 x 1630 x 2225

MODEL	Permissible gross weight in kg	Load capacity in kg	Load height in mm	Internal dimensions (LxWxH) in mm
SITE TRAILER				
 154222-24PF30	1500	493	620	4195 x 2130 x 2280
184222-24PF30	1800	780	665	4195 x 2130 x 2280
204222-24PF30	2000	927	620	4195 x 2130 x 2280
254222-24PF30	2500	1427	620	4195 x 2130 x 2280

LIFT PLATFORM				
 HK 354222 RZD	3500	2050	900	4180 x 2135 x 2085
HK 354222 V-D	3500	1950	900	4180 x 2135 x 2085

PLYWOOD LOWERABLE TRAILER				
 HKT 752515-18P	750	211	420	2500 x 1565 x 1800
HKT 132515-18P	1350	805	420	2500 x 1565 x 1800
HKT 152515-18P	1500	955	420	2500 x 1565 x 1800
HKT 182515-18P	1800	1240	420	2500 x 1565 x 1800
HKT 132817-18P	1350	713	420	2800 x 1765 x 1800
HKT 152817-18P	1500	863	420	2800 x 1765 x 1800
HKT 182817-18P	1800	1188	420	2800 x 1765 x 1800
HKT 133117-18P	1350	709	420	3100 x 1765 x 1800
HKT 153117-18P	1500	859	420	3100 x 1765 x 1800
HKT 183117-18P	1800	1139	420	3100 x 1765 x 1800

Overview of technical data

MODEL	Permissible gross weight in kg	Load capacity in kg	Load height in mm	Internal dimensions (LxWxH) in mm
REXUS ALL-POLY TRAILER				
 REXUS	2000	1285	460	3250 x 1500 x 1800

SALES BOX TRAILER				
 HVK 133222-24PF30	1350	475	550	3190 x 2130 x 2280
HVK 153222-24PF30	1500	625	550	3190 x 2130 x 2280
HVK 183222-24PF30	1800	895	550	3190 x 2130 x 2280
HVK 133722-24PF30	1300	325	550	3690 x 2130 x 2280
HVK 153722-24PF30	1500	525	550	3690 x 2130 x 2280
HVK 183722-24PF30	1800	825	550	3690 x 2130 x 2280
HVK 203722-24PF30	2000	965	550	3690 x 2130 x 2280
HVK 253722-24PF30	2500	1465	550	3690 x 2130 x 2280
HVK 184222-24PF30	1800	720	550	4190 x 2130 x 2280
HVK 204222-24PF30	2000	870	550	4190 x 2130 x 2280
HVK 254222-24PF30	2500	1370	550	4190 x 2130 x 2280




The wood composite for any application – lightweight, high-strength and dimensionally stable

Plywood is a widely used wood composite, popular due to its **high strength and dimensional stability**.

Several **layers of birch are glued together** with their wood grain rotated at 90 degrees to one another, producing consistent directional properties within the material. The **expansion and shrinkage** that is typical of wood is **greatly reduced**, as is the tendency for the wood to split — because the pressure can be distributed more effectively across the layers.

The material we use also features an additional **plastic coating**, helping to make it both **durable and weather-resistant**. It is **fade-resistant and easy to clean**, which means that it is ideal for a host of different transportation requirements.



The body —
Multiple individual layers
for good stability



The dried wood layers are glued on top of one another with their grain crosswise and then hot pressed.

For our plywood box trailers we use material that is either **15 mm**.



The benefits of our plywood material

- Dimensional stability
- Uniform expansion when exposed to cold/heat
- Good impact resistance
- Weather-resistant coating

Single-axle plywood box trailer

Small but mighty! Suitable for all transportation needs



Single-axle plywood box trailer

▶ Standard equipment

V drawbar, hot-dip galvanised

13-pin plug

Floor plate, 15 mm thick

Side walls and roof made from laminated wood, **15 mm thick with UV-resistant plastic coating**

Interior light, mounted

Single-hinge door with espagnolette lock for HK XX2513; **double-hinge door** for HK XX3015; hinges and espagnolette lock galvanised

6x tie-down eyes in frame profile; tensile force 400 kg per tie-down eye (tested by DEKRA)

Humbaur **multifunctional lighting with reversing lights**

▶ Variant examples

MODEL	Permissible gross weight in kg	Internal dimensions (LxWxH) in mm
HK 752513-15P	750	2510 x 1320 x 1520
HK 132513-15P	1300	2510 x 1320 x 1520
HK 152513-15P	1500	2510 x 1320 x 1520
HK 133015-18P	1300	3040 x 1510 x 1800

Please see the tables on pages 4–7 for additional variants and data



Integrated tie-down system



▶ Accessories (optional):

- Spare wheel and bracket
- Prop stands (2x)
- Wheel shock absorbers (with and without 100 km/h confirmation)
- 7-pin to 13-pin adapter
- Additional tie-down points (in pairs)
- Locking bar for slotted tie-rail
- Locking bar for barred tie-rail
- Side door at left or right, always fixed at the front
- Ramp wall instead of door
- Side sales hatch

Additional accessories available on request. Accessories also suitable for single-axle vbox trailer with wood/aluminium cover

Single-axle plywood box trailer



► Accessories (optional):

- Spare wheel and bracket
- Prop stands (2x)
- Wheel shock absorbers (with and without 100 km/h confirmation)
- 7-pin to 13-pin adapter
- Additional tie-down points (in pairs)
- Locking bar for slotted tie-rail
- Locking bar for barred tie-rail
- Side door at left or right, always fixed at the front
- Ramp wall instead of door
- Side sales hatch

Additional accessories available on request. Accessories also suitable for single-axle box trailer with wood/aluminum cover.

Single-axe plywood box trailer

▶ Standard equipment

V drawbar, hot-dip galvanised

Floor plate, 15 mm thick

Side walls and roof made from laminated wood, 15 mm thick with UV-resistant plastic coating

Ramp wall with rear ramp edge with gas spring support

Espagnolette lock, galvanised

Wood/aluminium cover as roof with gas spring support and 2 locks; lockable

6x tie-down eyes in frame profile; tensile force 400 kg per tie-down eye (tested by DEKRA)

Humbaur **multifunctional lighting with reversing lights**

▶ Variants

MODEL	Permissible gross weight in kg	Internal dimensions (LxWxH) in mm
HKU 132513-17P	1300	2510 x 1320 x 1730

Please see the tables on pages 4–7 for additional data



Load large and bulky goods with ease

Plywood tandem box trailer

An all-rounder on two axles



Plywood tandem box trailer

▶ Standard equipment

V drawbar, hot-dip galvanised

13-pin plug

Floor plate, 15 mm thick

Side walls and roof made from laminated wood, 15 mm thick with UV-resistant plastic coating

Interior light, mounted

Double-hinge door with espagnolette lock; hinges and espagnolette lock galvanised

6x tie-down eyes in frame profile; tensile force 400 kg per tie-down eye (tested by DEKRA)

Fully automatic jockey wheel

Humbaur **multifunctional lighting with reversing lights**

▶ Variant examples

MODEL	Permissible gross weight in kg	Internal dimensions (LxWxH) in mm
HK 203015-18P	2000	3040 x 1510 x 1800
HK 253015-18P	2500	3040 x 1510 x 1800
HK 203015-20P	2000	3040 x 1510 x 2000
HK 253015-20P	2500	3040 x 1510 x 2000

Please see the tables on pages 4–7 for additional variants and data



Aluminium reinforcement for greater stability

▶ Accessories (optional):

- Spare wheel and bracket
- Reinforced jockey wheel
- Prop stands (2x)
- Wheel shock absorbers (with and without 100 km/h confirmation)
- 7-pin to 13-pin adapter
- Additional tie-down points (in pairs)
- Barred tie-rail for securing loads
- Locking bar for barred tie-rail
- Slotted tie-rail for securing loads
- Locking bar for slotted tie-rail
- Ramp wall with ramp edge and espagnolette lock
- Side door with espagnolette lock
- Side sales hatch
- Side door, left or right


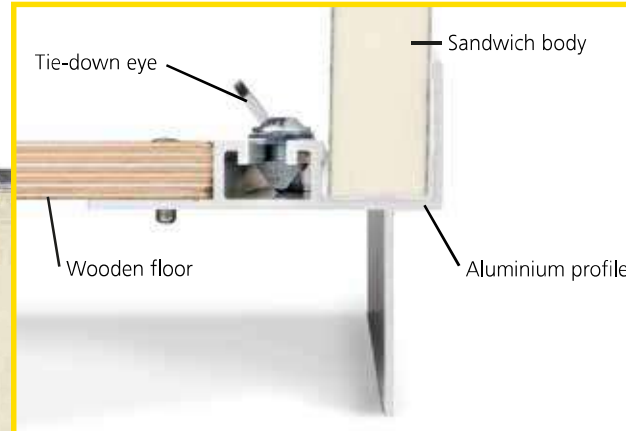
Additional accessories available on request

PurFerro sandwich panels – lightweight, robust and dimensionally stable


The PurFerro brand is known for its polyurethane foam core and steel outer layers. The combination of the outer layers and the rigid core makes the sandwich panels extremely stiff and means they are able to carry high loads. The core also delivers excellent thermal insulation.

The polyurethane foam core is 100% CFC-free. The two steel outer layers have a polyester coating, which makes for a smooth surface. This means that the material is easy to clean and can also be painted or fitted with decals.

The PurFerro material is manufactured by a Humbaур subsidiary company, allowing us to guarantee optimum quality at all times.



**The body –
Higher foam density
for greater stability**



The composite is formed by packing the free space between the two outer layers with pressurised foam.

For our sandwich box trailers we use material that is either **30 mm, 60 mm or 80 mm thick**, depending on the specific requirements.

The benefits of sandwich construction

- **Dimensional stability**
- **Age-resistant outer layer**
- **Vapour-tight**
- **Food-safe polyester coating (all HGK, HVK and TK models)**

Single-axle sandwich box trailer

The flyweight champion!



▶ Accessories (optional):

- Spare wheel and bracket
- Prop stands (2x)
- Wheel shock absorbers (with and without 100 km/h confirmation)
- 7-pin to 13-pin adapter
- Barred tie-rail for securing loads
- Locking bar for barred tie-rail
- Slotted tie-rail for securing loads
- Locking bar for slotted tie-rail
- Ramp wall with ramp edge and espagnolette lock
- Fresh food refrigeration unit
- Side door at front with espagnolette lock
- Sales hatch at side or rear
- Floor insulation
- Side fan

Additional accessories available on request

▶ **Standard equipment**

V drawbar, hot-dip galvanised

13-pin plug and reversing light

Floor plate, with water-resistant glue

Side walls made from 30-mm thick sandwich panel;
steel outer layers, painted white

Single-hinge door at the rear; from model HK XX2716
double-hinge doors at the rear

Espagnolette lock and hinges made from stainless steel

LED interior lighting

Bottom track with adjustable **tie-down points**

Automatic jockey wheel

▶ **Variant examples**

MODEL	Permissible gross weight in kg	Internal dimensions (LxWxH) in mm
HK 752112-16PF30	750	2050 x 1130 x 1485
HK 102112-16PF30	1000	2050 x 1130 x 1485
HK 752614-18PF30	750	2515 x 1330 x 1685
HK 132614-18PF30	1300	2515 x 1330 x 1685

Please see the tables on pages 4–7 for additional variants and data



Integrated tie-down system



Tandem sandwich box trailer

Low load height – high load capacity



Enhanced stability via combination of welded frame and aluminium profiles



▶ Standard equipment

- V drawbar**, hot-dip galvanised
- 13-pin plug and reversing light
- Floor plate**, 18 mm thick
- Side walls made from 30-mm thick sandwich panel**; steel outer layers, painted white
- Double-hinge door at the rear
- Espagnolette lock** and hinges made from stainless steel
- LED interior lighting**
- Bottom track** with adjustable **tie-down points**
- Automatic jockey wheel**

▶ Variant examples

MODEL	Permissible gross weight in kg	Internal dimensions (LxWxH) in mm
HK 202716-20PF30	2000	2685 x 1530 x 1885
HK 252716-20PF30	2500	2685 x 1530 x 1885
HK 203218-20PF30	2000	3185 x 1730 x 1885
HK 253218-20PF30	2500	3185 x 1730 x 1885

Please see the tables on pages 4–7 for additional variants and data

▶ Accessories (optional):

- Towing rings and ball head couplings, also height-adjustable
- Prop stands (2x)
- Wheel shock absorbers (with and without 100 km/h confirmation)
- Spare wheel and bracket
- Barred tie-rail for securing loads
- Locking bar for barred tie-rail
- Slotted tie-rail for curing loads
- Locking bar for slotted tie-rail
- Ramp wall with ramp edge and espagnolette lock
- Sales hatch at side or rear

Additional accessories available on request



Tandem sandwich box trailer

Loading height from just 620 mm – the lowest tandem wheels-in trailer



▶ Accessories (optional):

- Towing rings and ball head couplings
- Reinforced jockey wheel
- Telescopic crank supports (2x)
- Spare wheel and bracket
- Wheel shock absorbers (with and without 100 km/h confirmation)
- 7-pin to 13-pin adapter
- Barred tie-rail for securing loads
- Locking bar for barred tie-rail
- Slotted tie-rail for securing loads
- Locking bar for slotted tie-rail
- Ramp wall with ramp edge and espagnolette lock
- Fresh food refrigeration unit
- Adapter cable for refrigeration unit
- Side door at front
- Sales hatch at side or rear
- Floor insulation
- Side fan

Additional accessories available on request

Tandem sandwich box wheels-in trailer



▶ Standard equipment

V drawbar, hot-dip galvanised

13-pin plug and reversing light

Floor plate, 18 mm thick

Side walls made from 30-mm thick sandwich panel; steel outer layers, painted white

Double-hinge door at the rear

Espagnolette lock and hinges made from stainless steel

LED interior lighting

Bottom track with adjustable **tie-down points**

Automatic jockey wheel

▶ Variant examples

MODEL	Permissible gross weight in kg	Internal dimensions (LxWxH) in mm
HK 203218-20PF30	2000	3185 x 1730 x 1885
HKN 203218-20PF30	2000	3185 x 1730 x 1885
HK 253218-20PF30	2500	3185 x 1730 x 1885
HKN 253218-20PF30	2500	3185 x 1730 x 1885

Please see the tables on pages 4–7 for additional variants and data

Cool trailer: Basic & Profi

Perfectly fresh!

▶ **Standard equipment: BASIC**

V drawbar, hot-dip galvanised

13-pin plug

Floor plate, 18 mm thick

Side walls made from 30-mm thick sandwich panel;
steel outer layers, painted white

Single-hinge door on single-axle trailer;
double-hinge door at the rear on tandem-axle trailer

Espagnolette lock and hinges made from
stainless steel

GOVI refrigeration unit included

Jockey wheel



Single-axle/tandem box cool trailer



4 telescopic crank supports for safe parking

► Standard equipment: PROFI

V drawbar, hot-dip galvanised

13-pin plug and reversing lights;
interior light

Insulated floor plate, 65 mm thick with anti-slip coating

Side walls made from 60-mm thick sandwich panel;
steel outer layers, painted white

Double-hinge refrigeration compartment doors;
emergency opening from the inside; lockable

Hinges made from stainless steel

Interior kick plate at sides and front;
approx. 150 mm high and made from sheet aluminium

Refrigeration unit

4 telescopic crank supports, swivelling

Jockey wheel

Cool trailer: Basic & Profi



Perfectly fresh!



▶ **Accessories (optional):**

- Height-adjustable drawbar
- Spare wheel and bracket
- Wheel shock absorbers with and without 100 km/h confirmation
- 7-pin to 13-pin adapter
- Adapter cable, 2.5 m; CEE coupling box with Schuko plug
- Adapter cable, 2.5 m
- Barred tie-rail for securing loads
- Locking bar for barred tie-rail
- Slotted tie-rail for securing loads
- Locking bar for slotted tie-rail

Additional accessories available on request

Corrosion-protected chassis frame side member

Single-axle/tandem box cool trailer

▶ Variants

MODEL	Permissible gross weight in kg	Internal dimensions (LxWxH) in mm
BASIC single-axle trailer		
HK 132614-18PF30	1300	2515 x 1330 x 1685
HK 152614-18PF30	1500	2515 x 1330 x 1685
PROFI single-axle trailer		
HGK 132716-21PF60	1300	2630 x 1470 x 1970
BASIC tandem box trailer		
HK 253218-20PF30	2500	3185 x 1730 x 1885
PROFI tandem box trailer		
HGK 253218-21PF60	2500	3130 x 1670 x 1965
HGK 303218-21PF60	3000	3130 x 1670 x 1965
HGK 253718-21PF60	2500	3630 x 1670 x 1965
HGK 303718-21PF60	3000	3630 x 1670 x 1965
HGK 254218-21PF60	2500	4130 x 1670 x 1965
HGK 304218-21PF60	3000	4130 x 1670 x 1965
HGK 354218-21PF60	3500	4130 x 1670 x 1965

▶ GOVI units

Refrigeration temperature adjustment range:
+5°C to +10°C

Max. operating temperature: 40°C

Power supply: 230 V – 1~ N – 50 Hz

Noise generation: 60 dB

Refrigerant: R134a

MODEL	GOVI 1600N	GOVI 2000N	GOVI 2500N
Refrigeration capacity at 2°C	1600 W	2050 W	2500 W
Refrigeration capacity at 10°C	2000 W	2800 W	3300 W
Power consumption at 2°C	940 W	1500 W	1450 W
Power consumption at 10°C	1000 W	1560 W	1500 W
Air volume: evaporator	750 m³/h	750 m³/h	1100 m³/h



Freezer box trailer



Cold, colder, frozen!

Effectively insulated for transportation below zero degrees Celsius

▶ **Standard equipment**

V drawbar, hot-dip galvanised

13-pin plug and reversing lights;
interior light

Insulated floor plate, 85 mm thick
with anti-slip coating

Side walls made from 80-mm thick sandwich panel;
steel outer layers, painted white

Double-hinge door, 85 mm thick
with refrigeration compartment closure; lockable

Hinges made from stainless steel

Interior **kick plate** at sides and front;
150 mm high and made from aluminium

Jockey wheel

Refrigeration unit included

▶ **Variants**

MODEL	Permissible gross weight in kg	Internal dimensions (LxWxH) in mm
TK 253218-24PF80	2500	3080 x 1630 x 2225
TK 253718-24PF80	2500	3580 x 1630 x 2225
TK 254218-24PF80	2500	4080 x 1630 x 2225
TK 304218-24PF80	3000	4080 x 1630 x 2225

Please see the tables on pages 4–7 for additional data



- ▶ **Accessories (optional):**
- 2 prop stands
 - 2 telescopic crank supports
 - Spare wheel and bracket
 - Wheel shock absorbers with and without 100 km/h confirmation
 - Side door in front of axle
 - Interior light with switch
 - Ceiling rail
 - Meat hook
 - 7-pin to 13-pin adapter
 - Power generator on the drawbar
 - Adapter cable, 2.5 m; CEE coupling box with Schuko plug
 - Adapter cable, 2.5 m
 - Barred tie-rail for securing loads
 - Locking bar for barred tie-rail
 - Slotted tie-rail for securing loads
 - Locking bar for slotted tie-rail
- Additional accessories available on request

▶ **GOVI units**

Refrigeration temperature adjustment range: -20°C to +10°C

Max. operating temperature: 40°C

Power supply: 230 V – 1~ – N – 50 Hz

Noise generation: 60 dB

Refrigerant: R452A

MODEL	GOVI 2000P
Refrigeration capacity at -20°C	1500 W
Refrigeration capacity at 2°C	2050 W
Refrigeration capacity at 10°C	2800 W
Power consumption at -20°C	1000 W
Power consumption at 2°C	1200 W
Power consumption at 10°C	1250 W
Evaporator air volume	1100 m³/h



Site trailer

The ideal mobile home for any construction site.



▶ **Standard equipment**

V drawbar, hot-dip galvanised

Bolted, hot-dip galvanised chassis frame

Side walls made from 30-mm thick sandwich panel;
steel outer layers, painted white

Wooden floor, 18 mm thick

Access door in centre of rear wall; lockable

4 construction site prop stands

Galvanised, removable entry stairs

Humbaур **multifunctional lighting**

▶ **Variants**


MODEL	Permissible gross weight in kg	Internal dimensions (LxWxH) in mm
154222-24PF30	1500	4195 x 2130 x 2280
184222-24PF30	1800	4195 x 2130 x 2280
204222-24PF30	2000	4195 x 2130 x 2280
254222-24PF30	2500	4195 x 2130 x 2280

Please see the tables on pages 4–7 for additional data

▶ Accessories (optional):

- Sliding window in end wall with shutters
- Sliding window left/right in side wall
- Fixed seating group consisting of two storage benches and a table, approx. 1700 mm long
- Skylight
- Mains supply socket 230 V
- Distribution box
- Double socket (16 A)
- Fan heater

Additional accessories available on request



Lift platform

Load even heavy items with ease



▶ **Standard equipment**

Frame, hot-dip galvanised

13-pin connector with 2-pin outlet for trickle charging

Floor plate, 18 mm thick

Side walls made from 30-mm thick sandwich panel; steel outer layers, painted white

Double-hinge door at front with **espagnolette lock** and hinges made from stainless steel

LED interior lighting

Bottom track with adjustable **tie-down points**

Heavy-duty jockey wheel, centre-mounted

▶ **Variants**

MODEL	Permissible gross weight in kg	Internal dimensions (LxWxH) in mm
HK 354222 RZD	3500	4180 x 2135 x 2085
HK 354222 v-D	3500	4180 x 2135 x 2085

- ▶ **Accessories (optional):**
- Spare wheel and bracket
 - Wheel shock absorbers (with and without 100 km/h confirmation)
 - Barred tie-rail for securing loads
 - Slotted tie-rail for securing loads
 - Airline track for securing loads
 - Drawbar support
 - Gas-spring-operated tailgate at rear above lift platform
 - Liftgate
- Additional accessories available on request



Lowerable trailer

The smart box trailer that comes to you for loading



▶ Standard equipment

V drawbar, hot-dip galvanised

Bolted, hot-dip galvanised chassis frame

Loading area hydraulically lowered using manual pump; with **mechanical safety lock** for swivel axle when driving

Wooden floor, 15 mm thick

Side walls and roof made from laminated wood, 14 mm thick with **glass-fibre-reinforced plastic coating**

Interior light, mounted

Tailgate opens upwards

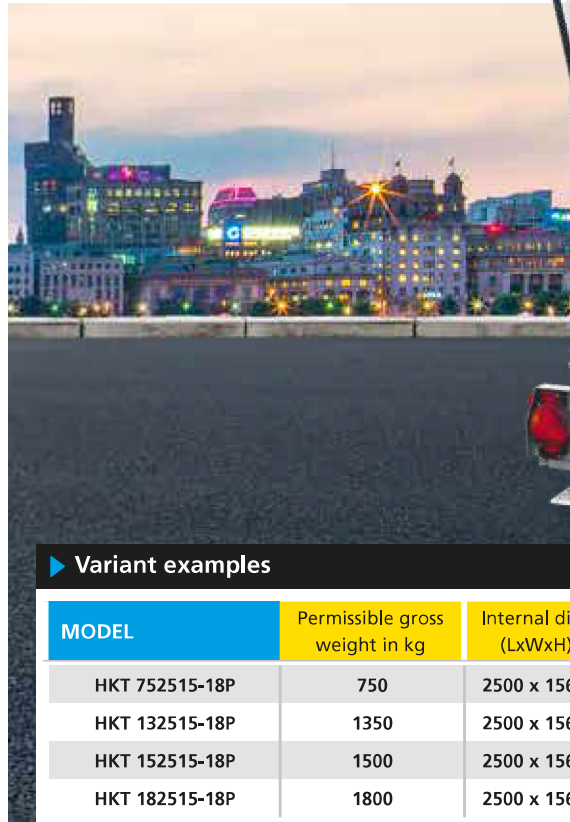
Access ramp inside

4x tie-down eyes in frame profile; tensile force 400 kg per tie-down eye (tested by DEKRA)

Jockey wheel

Humbaур **multifunctional lighting with reversing lights**

Special box trailer: lowerable trailer



- **Accessories (optional):**
- Spare wheel and bracket
 - Automatic jockey wheel
 - Prop stands (2x)
 - Wheel shock absorbers (with and without 100 km/h confirmation)
 - Motorcycle carrier
 - Toolbox mounted on drawbar
 - Aluminium floor instead of wooden

Additional accessories available on request

► **Variant examples**

MODEL	Permissible gross weight in kg	Internal dimensions (LxWxH) in mm
HKT 752515-18P	750	2500 x 1565 x 1800
HKT 132515-18P	1350	2500 x 1565 x 1800
HKT 152515-18P	1500	2500 x 1565 x 1800
HKT 182515-18P	1800	2500 x 1565 x 1800

Please see the tables on pages 4–7 for additional variants and data

Intelligent mechanism for shallow ramp angles

REXUS all-poly trailer


Eye-catching cool retro look



Corrosion-protected chassis frame side member

▶ Standard equipment		
Chassis frame side member, hot-dip galvanised with wheel shock absorbers/suitable for 100 km/h		
13-pin plug		
Floor plate, 21 mm thick		
All-poly body; choice of 7 colours		
6x tie-down eyes mounted on floor for securing loads		
Ramp wall at rear with gas spring support; lockable. Load capacity 1300 kg; tested by DEKRA		
Side door at front with three-point locking mechanism; lockable		
Aluminium rims		
Jockey wheel		
High-mounted brake light		
▶ Variants		
MODEL	Permissible gross weight in kg	Internal dimensions (LxWxH) in mm
REXUS	2000	3250 x 1500 x 1800
Please see the tables on pages 4–7 for additional data		

Special box trailer: REXUS



Chrome-plated lights
and aluminium rims

▶ Accessories (optional):

- Spare wheel and bracket
- Motorcycle stand
- Barred tie-rail for securing loads
- Locking bar for barred tie-rail
- Slotted tie-rail for securing loads
- Locking bar for slotted tie-rail
- Fittings for load safety rail
- Motorcycle strap, 25 mm (4x)
- AKS safety coupling, 2000 kg
- Ground stands (2x)
- Floating screed floor
- Double-hinge doors instead of ramp wall
- Side fan
- Tie-down eyes
- Interior light

Additional accessories available
on request

Sales box trailer

One-stop shop!



Hinge cover with rain protection

► **Standard equipment**

- V drawbar**, hot-dip galvanised
- 13-pin plug**
- Floor plate**, 18 mm thick with **PVC flooring**
- Side walls made from 30-mm thick sandwich panel**; steel outer layers, painted white
- Access door in centre of front wall; lockable**; chequered aluminium panel step on the drawbar
- Sales hatch with gas spring support** on right when viewed in the direction of travel; lockable from the inside
- 4x scissor-type supports**
- Counter** at the bottom, approx. 565 mm from floor plate
- Wheel housings** integrated into body
- 2x manoeuvring handles**
- Jockey wheel**
- Humbaur **multifunctional lighting with reversing lights**



Sales hatch with gas springs for easy handling

▶ Variant examples

MODEL	Permissible gross weight in kg	Internal dimensions (LxWxH) in mm
HVK 133222-24PF30	1350	3190 x 2130 x 2280
HVK 153222-24PF30	1500	3190 x 2130 x 2280
HVK 183222-24PF30	1800	3190 x 2130 x 2280
HVK 133722-24PF30	1300	3690 x 2130 x 2280

Please see the tables on pages 4–7 for additional variants and data

▶ Accessories (optional):

- Spare wheel and bracket
- Wheel shock absorbers with and without 100 km/h confirmation
- Additional sales hatch at the rear
- Roof vent
- Outer door for gas cylinders (without compartment)
- Gas cylinder compartment with outer door
- Double washbasin with floor cabinet and water installation
- Cover for floor cabinet
- Various sockets
- Double socket (10 A)
- Distribution box (16 A and 10 A)
- Additional linear luminaire
- 7-pin to 13-pin adapter

Additional accessories available on request

Special vehicles

A customised solution for any transportation problem





We also offer tailor-made solutions to meet your individual needs, in both the transportation and sales sectors.

Accessories

BODY



Ramp wall instead of rear door



Roof vent



Gas cylinder compartment with outer door



Side fan (445 x 150 mm) for sandwich box trailers



Side door with espagnolette lock,
from internal height 1500–2300 mm



Safety step



Floor plate with chequered aluminium panel finish



Power generator on the drawbar



Customised paintwork and decals



Sales hatch



LIGHTING/ELECTRICS



7-pin to 13-pin adapter



Adapter cable, 2.5 m; CEE coupling box with Schuko plug



Mains supply socket 230 V

CHASSIS



DIN tie-down eye for height-adjustable drawbar



Height-adjustable drawbar (ball head coupling and DIN towing ring not included)



Ball head coupling for height-adjustable drawbar



Long drawbar




Wheel shock absorbers (mounted), including 100 km/h confirmation; wheel shock absorbers (loose) without 100 km/h confirmation



Spare wheel bracket (loose)



Prop stands (2x)



Telescopic crank supports for box trailers (2x)



Spare wheel (on the front wall)

Accessories


SECURING LOADS



Lashing rings recessed into wooden floor, tensile force 0.2 t each (4x)




Meat hook



Load safety rail slot (stainless steel)

ANTI-THEFT DEVICES



Shackle lock for all braked trailers up to 3500 kg



Lashing rings recessed into wooden floor, tensile force 0.4 t each (4x or 6x)



Folding rings (4x)



Slotted tie-rail with locking bar



Metal locking shoe with lock



Ceiling rail



Additional tie-down points (in pairs)



Barred tie-rail with locking bar

INTERIOR EQUIPMENT



Cover for floor cabinet, if no work surface has been fitted



Sales counter with storage;
additional work counter (right)



Storage space above sales hatch on inside;
optional linear luminaire, 230 V



Bag shelf at sales hatch



Double washbasin with floor cabinet



Double socket (16 A)



Distribution box with RCD and fuse (16 A)



About Humbaer



» Humbaур brand quality... «

...has been our motto since the company was established in 1957. With around 420 series-production models for the private and commercial sectors, Humbaур is now one of Europe's leading trailer manufacturers.

Innovative and experienced, with a presence throughout Europe and beyond. As an owner-managed, medium-sized family business, we know what our customers need and how they work. This is why we develop our products meticulously, manufacturing them with the greatest care and then putting them through their paces. Innovative ideas, cutting-edge manufacturing, a clear focus on quality and competent, comprehensive support are our strengths. Strengths that we employ to serve our customers.

Ulrich Humbaур
Proprietor, Director/CEO





MAKES IT HAPPEN

▶ Take a look in our product range...

We offer a large variety of trailer models. Have a look at our brochures for our **single/tandem-axle trailers**, our **vehicle, animal and universal transport trailers** and our **heavy-duty trailers** and **vehicle bodies**. We will gladly customise a trailer to meet your needs. Please contact us to discuss your requirements.



Humbaur-dealer:

Important safety information: The trailer may only be used with express adherence to all road traffic, professional association and load securing regulations. We assume no responsibility for printing or other errors or omissions. Subject to change without notice. All dimensions are approximate values and refer to the standard vehicle without accessories. Printed in Germany. Reprint prohibited. Illustrations similar, some trailers show special equipment. Images: Humbaur GmbH, fotolia.de. Order no. 009.00016. Date: 2019.

